



One Stop Solution for all your Construction Needs

- Water Proofing
- Paints
- Marine Plywoods
- Acro Props/Scaffolding
- Sealants
- PPE
- HVAC Range
- Tile Adhesives
- Wood Working Adhesives
- Epoxy Flooring
- Raised Floorings
- Tiles

OUR BUSINESS



Alan Caray company proudly represents world class renowned sanitary wares and faucets brands like; Villeroy & Boch(Germany), Dornbracht(Germany), Grohe(Germany), Henco pipes(Belgium), Dyson (UK). ACTL is also into waterproofing from Bostik(France) Evo-stik(UK) Along with other building materials and construction related products from Knit3, scaffolding, Kajaria, Lion King and many more. Alan Caray aims to be the preferred and trusted source of products and services in their market segment, emphasizing a commitment to quality.

Alan Caray Technical & Logistics Ltd, established in 2004 as a part of the 40-year-old 8g group



specializes in providing comprehensive solutions for sanitary fittings, faucets, waterproofing, floor and wall coatings, specialty products, sealants, and formworks.





PRODUCTS


Building materials | Sealants & Grouts | Formworks | Adhesives

BRANDS



SANITARY FITTINGS

As a part of our goal to give complete one stop solutions for the construction and allied industry, we have added some well-known reliable brands to our basket like Villeroy and Boch (Germany), Ideal Standard (Belgium), Dorn Bracht (Germany), Grohe (Germany), Varmora (India), Dyson (UK).



Villeroy & Boch, Grohe, and Dornbracht

SANITARY FITTINGS: Established for over 275 years. VILLEROY & BOCH is the oldest German industrial enterprise and currently operates in 125 countries across the globe. VB manufactures, designs and distributes a wide range of sanitary fittings, lifestyle and home interior products, which are made from ceramic.

Headquartered in Germany, DORNBRACHT is the leading specialist for superior designer fittings and accessories for bathrooms, spas, and kitchen.





276 YEARS!

Villeroy & Boch, founded in 1748, is a renowned German ceramic company known for its tableware, bathroom ware and decorative items. With innovative designs and production techniques, it has become a leading brand in European ceramics, offering collections like Boston and New Wave.





Villeroy & Boch
1748



Onovo



Water closet



Wash basin



Faucets



Bathtub

Venticello



Water closet



Wash basin



Bidet



Loop & Friends



Faucets



Wash basin



Bathtub



Shower Mixer





Antao



Faucets



Wash basin



Bathtub



WC

Finion



Bidet



Wash basin



Bathtub



WC



Subway



Bidet



Wash basin



Bathtub



WC



Faucets





Villeroy & Boch
1748



Collaro



Wash basin



Bathtub



WC(tuist flush)



Faucets

Architectura



Wash basin



Bathtub



WC



wc(close couple)



Faucets



Shower Mixer



Vi Care



Cisterns



Accessories



Towel Rail



Tender tower Rack



Soap dish



Toilet Brush



Toilet roll holder with cover

Showers



Infinity Showers



Rain shower



Rain shower arm



Hand shower



Hand shower



Hand shower with three spray types



Flush plates



Alu is a modern bathroom range, that stands out with its fresh colour palette, practical features and strong sustainability credentials. A contemporary shower solution for everyday life



Alu+



Alu* features two different spray modes, with a normal Rain spray and the luxurio SilkRain mode, which sees the shower system dispense ultra-fine water droplet: enveloping your entire body in a silky embrace.

Conca



Wash Basin

Conca ceramics are available in White and Silk White finishes



Faucet

Conca taps, mixers and accessories are available in Chrome, Magnetic Grey, Silver Storm and Brushed Gold.



Watercloset



A personal showering experience. A youthful showering range, which is as creative and expressive as you want it to be. Available in three low-sheen finishes.



Alu+



Watercloset



Bidet

I life



i.life is a smart, versatile collection that beautifully combines aesthetics, comfort, and hygiene. The three ranges exemplify design that enhances modern living, offering accessible and practical solutions for any bathroom size or shape.



The i.life collection is designed to provide accessible and exceptional solutions for everyday living. With a wide variety of pieces - from basins and furniture units to toilets, bathtubs, and shower products - it enables the creation of unique, contemporary spaces.

I life O



Accessories



Wall mounted toilet
brush and holder



Toilet brush set
floor standing



Wall mounted toilet
brush & holder



Toilet roll holder
with cover



Toilet brush set
wall mounted





Spare toilet roll holder



Square toilet roll holder with cover



Square toilet brush and holder



Square toilet brush and holder



Square spare toilet roll holder without cover



Toilet roll holder



Toilet roll holder with cover



Toilet roll holder, spare



Toilet brush with wall mount holder



Toilet brush and holder, square



Toilet roll holder, square



Toilet roll holder, round



Wall Mounted Toilet Brush Set



Floor Standing Toilet Brush Set



Wall Mounted Toilet Roll Holder



Wall Mounted Double Toilet Roll Holder



Wall Mounted Toilet Roll Holder With Cover

SPA-LIKE EXPERIENCE IN YOUR BATHROOM

Showers | Faucets | Accessories





Tara



Faucet



Shower



Faucet

Meta



Lavatory Mixer In Pol Single-Lever Basin Mixer



META Single-lever basin mixer



Vaia





CYO



Deck mounted
single lever
three hole mixer

MEM



Single-lever
basin mixer



Three-hole
basin mixe



Three-hole
basin mixe



CL. 1



CL.1 embodies progressive bathroom fitting design with extravagant accents and new opportunities for giving your bathroom personality.



Showers



MADISON Metal hand shower with porcelain insert (white) - Chrome



Rain shower with wall fixing FlowReduce 220 mm - Chrome



Aquahalo



Round 3-spray ceiling mounted overhead shower



Finishes



Accessories



Shelves



Shower baskets and squeegees



Grab bars



Towel bars



Soap accessories



Tissue holders



Toilet brush sets



Tumblers



CL.1 Bath
grip - Chrome



Bath grip
Chrome



Bath grip
Chrome



MADISON Bath
grip - Chrome



VAIA Bath
grip - Chrome



Bath grip
Chrome



EDITION PRO
Bath grip - Chrome



TARA Bath
grip - Chrome



Towel bar
Chrome



CL.1 Towel
bar - Chrome



MADISON Towel
bar - Chrome



TARA Towel
bar - Chrome



CL.1 Towel
bar - Chrome



VAIA Towel
bar - Chrome



Towel bar
Chrome





Allure Brilliant



Enhance your bathroom with something precious. The GROHE Allure Brilliant collection is one of a kind, defined by crisp planes and angles that evoke the rare quality of a gemstone. Luxurious and flawless as a diamond, Allure Brilliant is a comprehensive collection that brings something truly special and intriguing to any bathroom design.

Essence



The Grohe Essence bathroom fittings impress with a modern and minimalist look. They are available for the bath, washbasin, bidet or shower in a wide variety of designs. There is something for every need. It is similar with the Essence kitchen fittings. You can also choose between several versions here.



Euro Cube



GROHE Eurocube offers a true cube shape for kitchen taps, bathroom taps, showers and accessories. Make a real style statement with GROHE Eurocube





Euro Cuosmo



Grohe Euro Cosmo" or "Eurosmart Cosmopolitan" is a popular bathroom fixture collection known for its sleek, modern design and functionality. It includes various products like basin mixers, shower mixers, and concealed bodies, all designed with a focus on minimalist aesthetics and water-saving features. The collection is characterized by features like the GROHE SilkMove ceramic cartridge for precise control and the GROHE StarLight chrome finish for durability.

Euro Smart



Grohe Eurosmart is a popular range of bathroom and kitchen fittings known for its blend of modern design and functionality. It includes a variety of mixers for sinks, showers, and bidets, as well as options for concealed installation. The range is characterized by its clean lines, user-friendly features like the GROHE SilkMove cartridge for smooth operation, and durable finishes like GROHE StarLight chrome.



Bauedge



Lends an air of balance and harmony. BauEdge's modern silhouette of the lever handle is pitched at an angle of seven degrees for comfortable use without compromising the clarity of its form. A comprehensive range of faucets and showers ensures this sophisticated design meets your design requirements.





GROHE SmartControl is the innovative shower control which lets you adjust the volume and temperature effortlessly, as well as selecting your preferred spray.



Our collection of head showers, hand showers and side showers combine award-winning design with the latest technology and first-class materials.

GROHE RainSpray surrounds you with pleasurable warm water. Feel the luxurious comfort of a daily rain shower with a large and even spray pattern.

GROHE showers illustrate our commitment to the environment and encourage daily water saving.

VARMORA 
TILES • BATHWARE

PRINT VEINS, PATTERNS
OR CHIPS DIRECTLY ON
THE BODY, NOT ON A GLAZE.

Exquisite Tiles

Designer Wall Tiles

Stylefloor Tiles



NITCO

TILES MARBLE MOSAICO

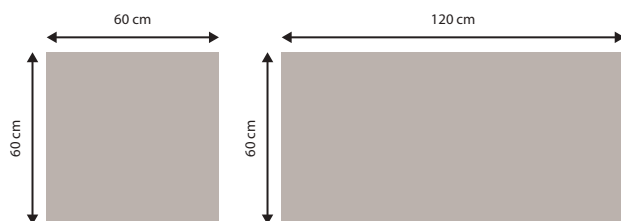


Types

Floor Tiles | Wall Tiles | PGVT Tiles
Bathroom Tiles | Kitchen Tiles | Ceramic Tiles

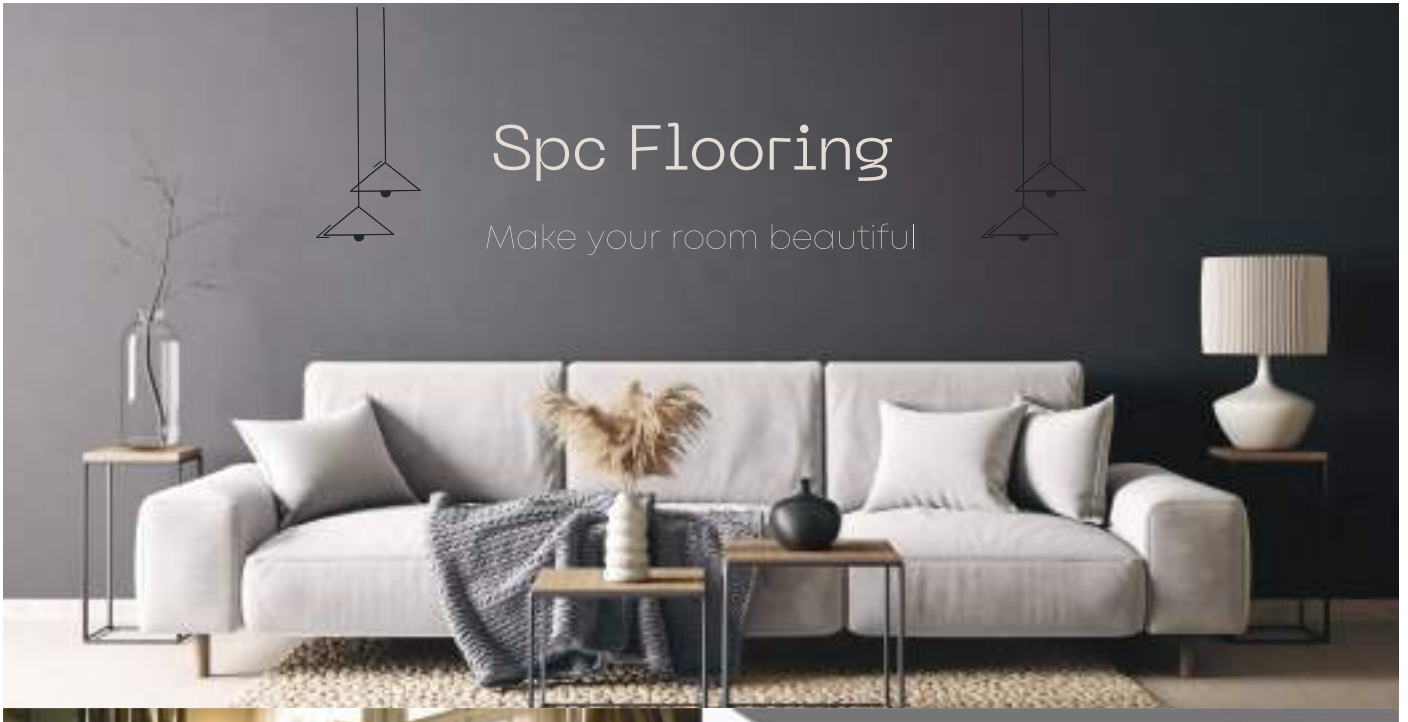
Sizes

60cmx60cm | 60cm x 120cm



Spc Flooring


Make your room beautiful



SPC FLOORING

Decorate your space with stylish, Long lasting SPC flooring.
100% Waterproof. Scratch-resistant & Built to last.

dyson



Commercial hand dryers
Only a Dyson dries like a Dyson
Hygienic and independently proven safe. Touch free. HEPA-filtered. No paper waste.



Dyson hand dryers help to create a cleaner, more hygienic washroom. Save on costs, washroom space, and CO₂ emissions, with no single-use paper waste.






BOSTIK



**Waterborne
product,
eco-friendly**



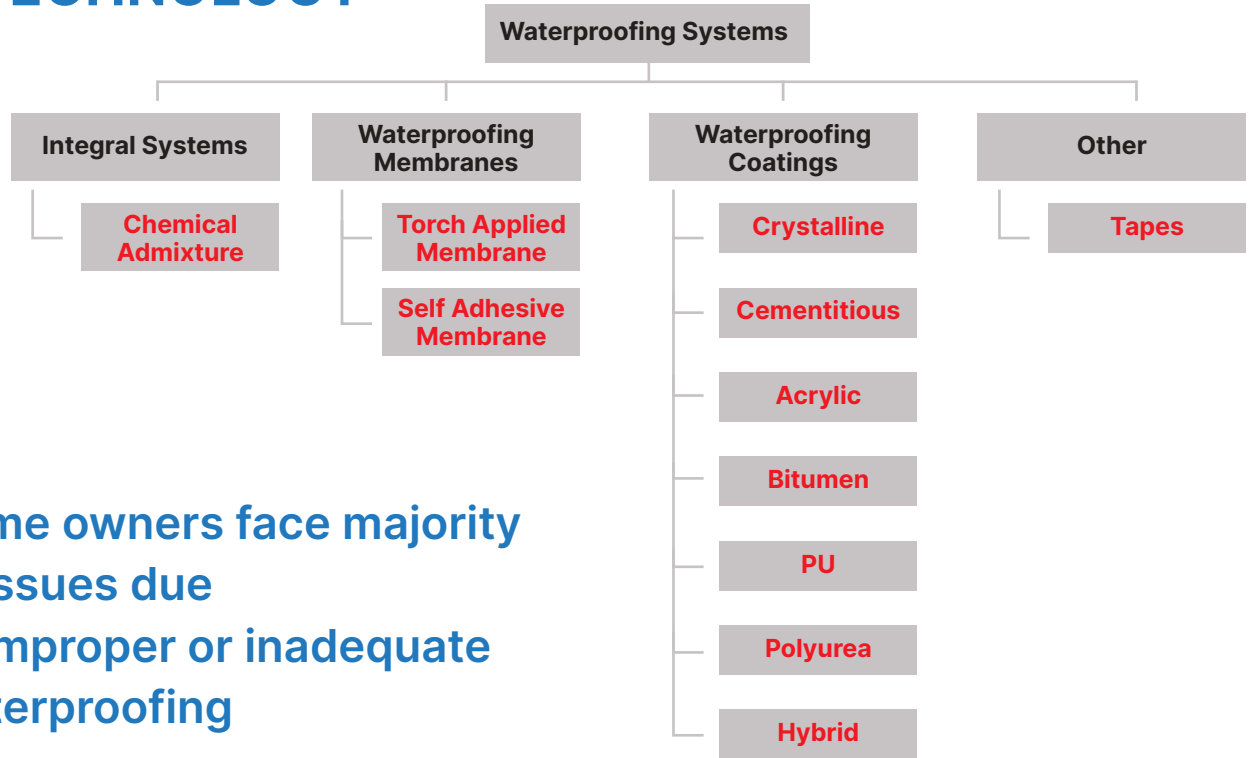
**Highly
flexible and
elastic**



**Crack-bridging
ability**



WATERPROOFING TYPE & TECHNOLOGY



Home owners face majority of issues due to improper or inadequate waterproofing



Leakage through roofs



Leakage through cracks on exterior walls



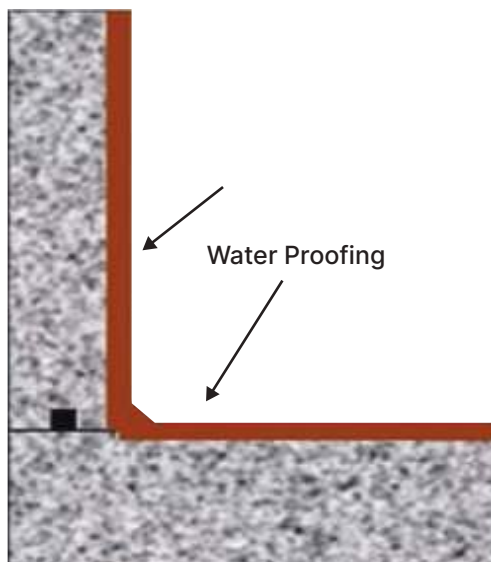
Leakage problems in bathroom



Basement water ingress



Leakage through window gaps



Elevator Pit



Retaining Wall



Manhole



UG Tank

BOSTIK WATERPROOFING SOLUTIONS

Integral waterproofing admixture for concrete and plaster

BOSTIK LW

ADMIXTURE FOR CONCRETE AND PLASTER



CEMENTITIOUS WATERPROOFING



CEMENTECH C1 DUO
ONE COMPONENT CRYSTALLIZED
WATERPROOFING



CEMENTECH C2 DUO
TWO COMPONENT CRYSTALLIZED
WATERPROOFING



BOSTIK WATERPROOFING SOLUTIONS

Cementitious waterproofing



CEMENTECH C2 COMBI

ONE COMPONENT CRYSTALLIZED
WATERPROOFING



CEMENTECH C2

ONE COMPONENT CRYSTALLIZED
WATERPROOFING



CEMENTECH C2 EXTRA UV

ONE COMPONENT CRYSTALLIZED
WATERPROOFING

CRYSTALLINE ADMIX



BOSCOMIX P152

IDEAL FOR USE IN ALL TYPE OF CONCRETE WORKS
Integral crystalline permeability reducing powdered
admixture for concrete works.



BOSTIK WATERPROOFING SOLUTIONS

Acrylic liquid applied membrane



BLOCK A750 BOSCOSAL AC2

FIBRE REINFORCED
WATERPROOFING MEMBRANE
1 part water based acrylic polymer
fibre reinforced waterproofing



BLOCK A550 BOSCOSAL RC2

FLEXIBLE ACRYLIC
WATERPROOFING MEMBRANE
1 part water based acrylic
flexible waterproofing

ACRYLIC COATING



Flexible acrylic waterproofing membrane. Water based, environmentally friendly
Ability to bridge cracks and Prevent corrosion of metals



Bostik Block A750 Boscoseal AC2 (5KG, Grey) – A water-based, fiber-reinforced acrylic waterproofing product with low odor, suitable for both indoor and outdoor use. Applied by brush or roller, it's compatible with concrete, cement, brick, wood, and more. UV-resistant, low-VOC, and Green Label certified for environmental safety



Building Roofs/Terraces: Suitable for both flat and sloped roofs. RCC Structures: Provides effective waterproofing for reinforced concrete. Cooling Towers: Ensures reliable protection in industrial applications. Bridges: Protects structural integrity from water damage. Over Existing Treatments: Can be applied over previous waterproofing systems like brick-bat coba and concrete screeds.

BOSTIK WATERPROOFING SOLUTIONS

Bitumen strip tape



BLOCK B747 TOP TAPE



BLOCK X970 2K POLYUREA

Silicone sealants

- Silicone universal Cekomastik 888 brown 280 ml BOSTIK
- Acrylic mastic Cekomastik 677 Siliconized dark gray 280 g BOSTIK
- Den Braven Bostik Den Braven Chemical Anchor Polyester 300ml



COLLECTIONS



Pipes



PVDF Press



Brass Press




Brass Compression



Manifolds



Valves



Heating



Heating Cabinets



Tools



Accessories



Collaro



OUR PRODUCTS

Linum channel



Floor gully



Washbasin/sink trap



Straight-long connector



Sumidouro compacto para base chuveiro de obra.



Sanitary macerator CICLON FIT3



Shower tray waste outlet



FORMWORKS



Adjustable Props / Jacks

Telescopic steel supports for precise height adjustment in scaffolding and formwork structures.



Couplers & Clamps

High-quality connectors for joining scaffolding pipes securely in various configurations.

Cuplock Assembly

Steel Scaffolding Pipes

Heavy-duty galvanized steel pipes designed for strength, stability, and resistance to corrosion. Used for creating safe elevated work platforms.



Cuplock Assembly

H-Beam

An engineered timber-plywood structural member, designed to withstand heavy loads; commonly used in scaffolding, frameworks, and similar construction applications.

Alan Caray

Marine Plywood (18 mm & 15 mm)

Made by bonding veneers with cross-grain orientation, creating a sturdy engineered board suitable for demanding conditions.

OUR PROJECTS



27 GLOVER



MERISTEM



PORT AUTHORITY




PRESTIGE HOME




TANGO TOWERS



ZENITH BANK



42 BOURDILLON ROAD



BOURDILLON 4



No, Eletu Ogabi Street, Victoria Island, Lagos, Nigeria
Tel: +234 706 228 5090. Mail: mathew@alancaray.com

