



M1

Seating - Task chair

bestuhl

DESIGN

Economic

Co- Working

Light-Weight

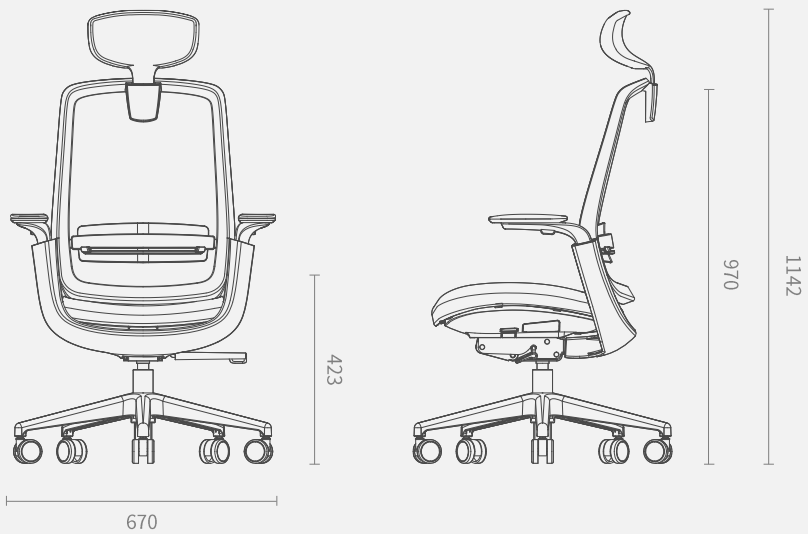
Slim profile

It expresses
the beauty of the object



DESIGN

Spec



DESIGN

Back



Side



FEATURES

Self Tension Tilting

Applied Weight-Reactive Tilt, user can adjust tilt tension by one's posture and weight.



FEATURES

Adjustable Lumbar Support

With height adjustable lumbar support and
Lever at both side can adjust a depth.

* Height : 40~45mm

* Depth : 10mm


Tension control knobs



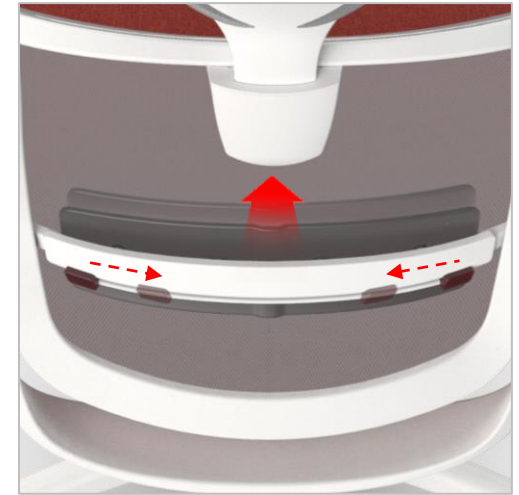
FEATURES



Headrest height adjustment



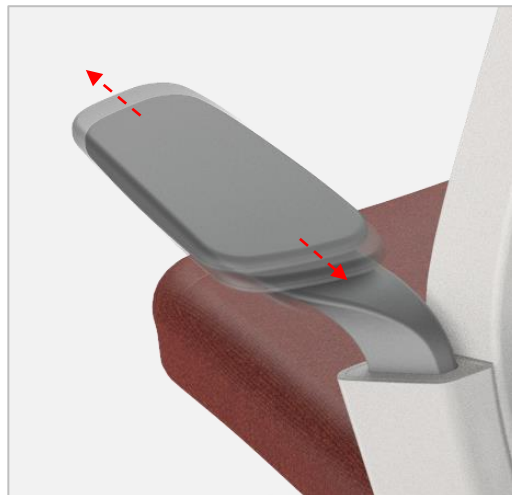
Height adjustable lumbar support



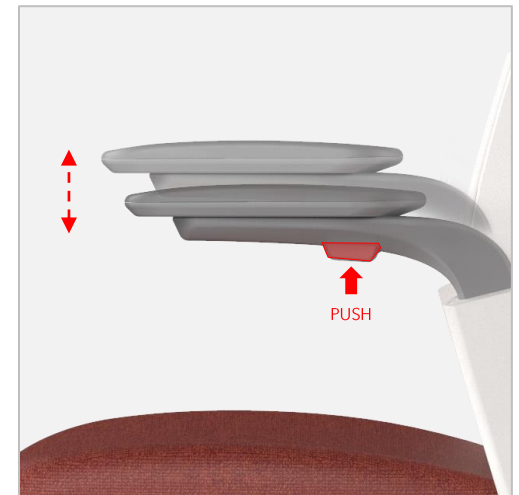
Depth adjustable lumbar support



Adjustable Seat Depth



Adjustable type armrests



Armrests height adjustment

SPECIFICATION



M1 CO-WORK CHAIR

bestuhl.co.kr

Created for new change,
Developed for new experiences.

bestuhl

The products included in the catalog may change without notice due to R&D.

The color of the products may appear different to the color printed in the catalog.

It is prohibited to copy, paste, premise, and cite all contents included in the catalog.